

	The door remains closed. The LED is OFF.	The sensor power is off.	<ol style="list-style-type: none"> 1 Check the wiring and the power supply.
	The door does not react as expected.	Improper output configuration on the sensor.	<ol style="list-style-type: none"> 1 Change the output configuration setting on each sensor connected to the door operator.
	The door closes and opens constantly.	The sensor is disturbed by the closing of the door or vibrations caused by the door motion.	<ol style="list-style-type: none"> 1 Make sure the sensor is fixed properly. 2 Make sure the detection mode is unidirectional. 3 Increase the antenna angle. 4 Increase the immunity filter. 5 Reduce the field size.
	The door opens for no apparent reason.	It rains and the sensor detects the motion of the rain drops.	<ol style="list-style-type: none"> 1 Make sure the detection mode is unidirectional. 2 Increase the immunity filter. 3 Install the ORA (rain accessory).
		In highly reflective environments, the sensor detects objects outside of its detection field.	<ol style="list-style-type: none"> 1 Change the antenna angle. 2 Decrease the field size. 3 Increase the immunity filter.
		In airlock vestibules, the sensor detects the movement of the opposite door.	<ol style="list-style-type: none"> 1 Change the antenna angle. 2 Increase the immunity filter.

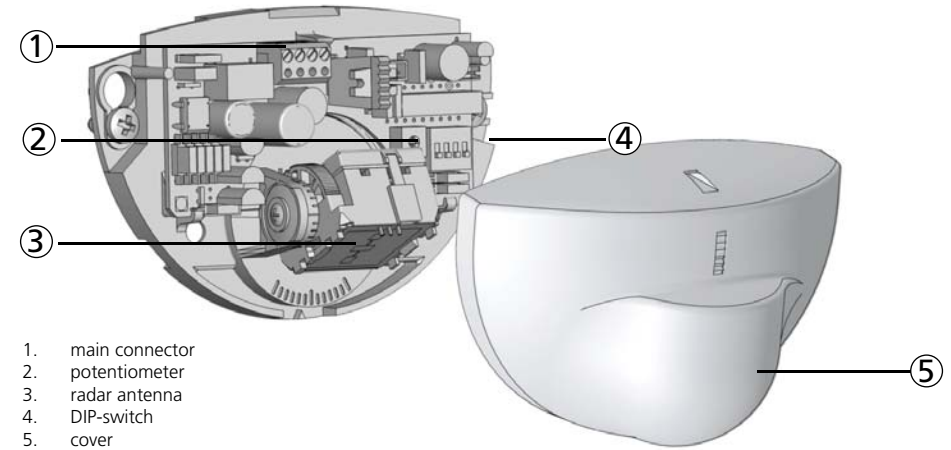
Please keep for further use
Designed for colour printing

SEAGLE ONE & TWO

Opening sensors for automatic doors

SEAGLE ONE: energy-saving unidirectional sensor
SEAGLE TWO: bidirectional sensor

DESCRIPTION



TECHNICAL SPECIFICATIONS

Technology:	microwave doppler radar
Transmitter frequency:	24.150 GHz
Transmitter radiated power:	< 20 dBm EIRP
Transmitter power density:	< 5 mW/cm ²
Detection mode:	motion
Min. detection speed:	5 cm/s (measured in sensor axis)
Supply voltage:	12 V to 24 V AC ±10%; 12 V to 24 V DC +30% / -10%
Mains frequency:	50 to 60 Hz
Max power consumption:	< 2 W
Output:	relay (free of potential change-over contact)
Max. contact voltage:	42 V AC/DC
Max. contact current:	1 A (resistive)
Max. switching power:	30 W (DC) / 60 VA (AC)
Mounting height:	from 1.8 m to 3 m
Degree of protection:	IP54
Temperature range:	from -20 °C to + 55 °C
Dimensions:	120 mm (L) x 80 mm (H) x 50 mm (W)
Tilt angles:	0° to 90° vertical; -30° to +30° lateral
Material:	ABS
Weight:	120 g
Cable length:	2.5 m
Norm conformity:	R&TTE 1999/5/EC; EMC 2004/108/EC

Specifications are subject to changes without prior notice.
Measured in specific conditions



BEA hereby declares that the SEAGLE is in conformity with the basic requirements and the other relevant provisions of the directives 1999/5/EC and 2004/108/EC.
Angleur, August 2011 Jean-Pierre Valkenberg, Authorized representative
The complete declaration of conformity is available on our website: www.bea.be

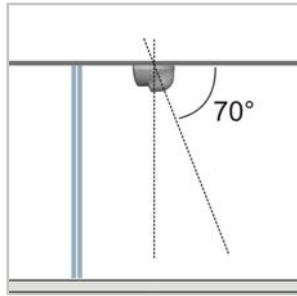


For EC countries: according to the directive 2002/96/EC for Waste Electrical and Electronic Equipment (WEEE)

APPLICATIONS

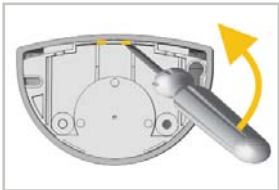


Wall mounting above sliding or revolving doors



Ceiling mounting in front of sliding, revolving or swing doors (outside of the door motion range)

OPENING THE SENSOR



Before fixing



After fixing

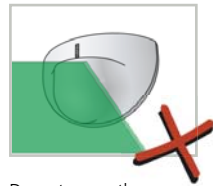
TIPS



Do not touch electrical parts.



Avoid vibrations.

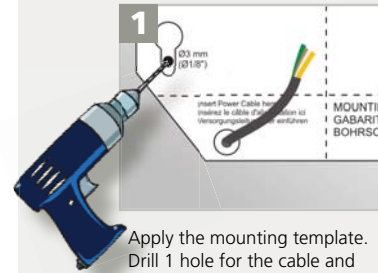


Do not cover the sensor.

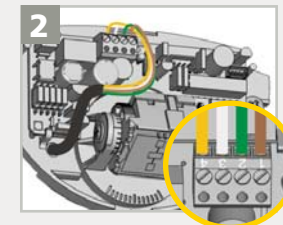


Avoid proximity to neon lamps or moving objects.

1 MOUNTING & WIRING

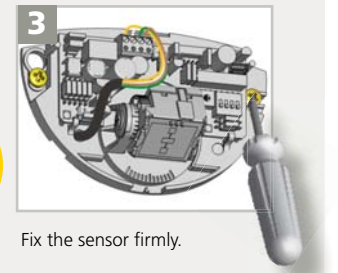


Apply the mounting template.
Drill 1 hole for the cable and pull it through.
Drill 2 holes for the screws.



Pull the cable through the hole and connect the wires as follows:

- 1 - BROWN - POWER SUPPLY
- 2 - GREEN - POWER SUPPLY
- 3 - WHITE - COM
- 4 - YELLOW - NO/NC



Fix the sensor firmly.

2 ADJUSTMENTS

DIP-SWITCH


DIP 1
DETECTION MODE

DIP 2
OUTPUT CONFIG.

DIP 3
PRM-MODE
(DIP 1 = ON)

DIP 4
IMMUNITY FILTER

SEAGLE ONE



ON

unidirectional

passive - NC

for PRM

high

OFF

bidirectional

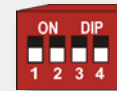
active - NO

normal

normal

PRM= persons with reduced mobility

SEAGLE TWO



ON

bidirectional

passive - NC

normal

high

OFF

bidirectional

active - NO

normal

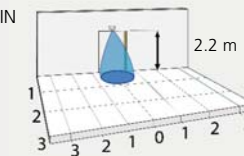
normal

FIELD SIZE

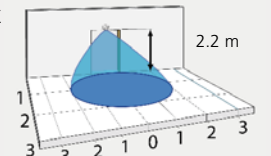


MIN MAX

MIN

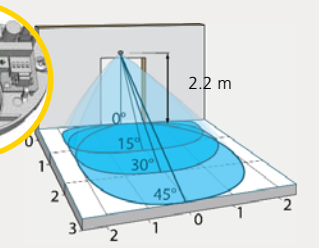
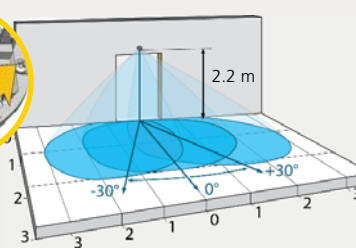


MAX



vertical angle: 30°

ANGLE



field size: max